

Ampeg[®]

Classic Bass Preamp


Quick Start Guide

What's in the Box

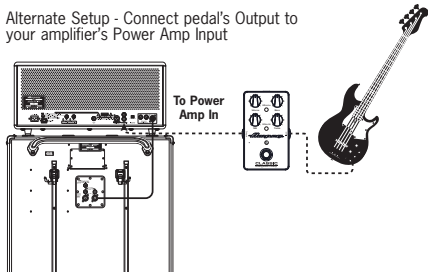
Classic Analog Bass Preamp Pedal, Quick Start Guide.

Hookup Diagrams

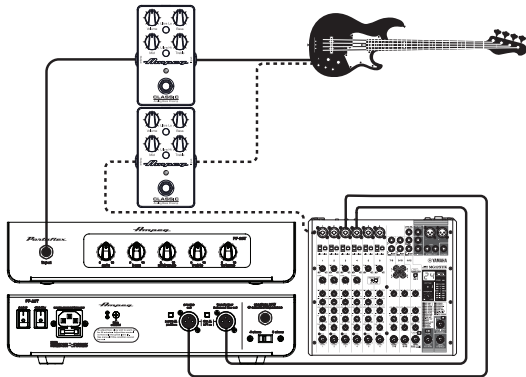
Standard Setup

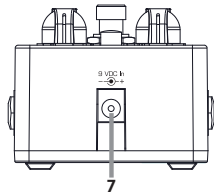
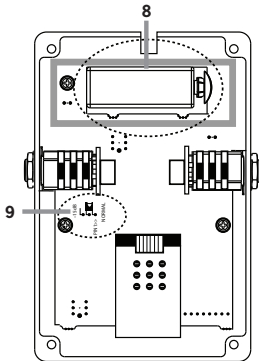
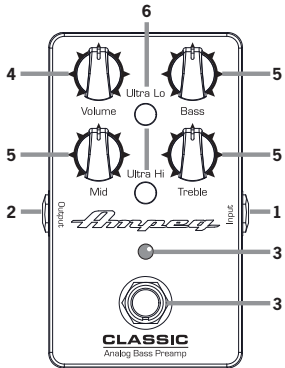


Alternate Setup - Connect pedal's Output to your amplifier's Power Amp Input



PA/Recording
Setup





Front, Rear, Side and Bottom Panel Descriptions

1. **Input:** Connect a passive or active instrument to this Input jack.
2. **Output:** Feeds the signal to an external power amplifier, mixer, or recording setup.
3. **On/Off Switch:** Turns the pedal on/off. The LED indicates on/off status.
4. **Volume:** Adjusts the overall output level.
5. **EQ Knobs:** Boost or cut the levels at certain frequencies to enhance the sound.
6. **Ultra Hi/Ultra Lo Switches:** Boost high or low frequencies.
7. **Power:** Input socket for optional AC/DC power supply.
8. **Battery (not included):** Provides 9V of power (accessible by removing the four screws on the bottom panel).
9. **Pad:** Reduces input level by 15 dB.

Getting Started

1. Read and understand the included "Important Safety Instructions."
2. Make all initial connections with the power switches OFF on all equipment. Make sure the Master Volume, Level and Gain controls are all the way down.
3. Insert 9V battery or connect optional AC/DC power supply. The Classic Analog Bass Preamp may accept the appropriate voltage as indicated on the rear panel.
4. Connect an instrument to the Input jack with a 1/4" (shielded) instrument cable.
5. While playing the instrument, adjust the Volume knob to the preferred level.
6. Adjust the EQ knobs to taste.

Technical Specifications

Signal-to-Noise Ratio (50 Hz @ 300 mV RMS)	75 dB
Maximum Gain	+18 dB
Power Requirements	Internal: 9V Battery External: 9V DC, ≥20 mA
Size (H x W x D)	2.2 x 2.6 x 4.5 in 56 x 66 x 114 mm
Weight	0.6 lb / 0.3 kg

All specifications subject to change

© 2019 Yamaha Guitar Group, Inc. All rights reserved.

Ampeg, the Ampeg logo, and Portaflex are trademarks or registered trademarks of Yamaha Guitar Group, Inc. in the U.S. and/or other jurisdictions.

Ampeg[®]

WARRANTY AND SUPPORT

Visit WWW.AMPEG.COM to...

- (1) ...identify **WARRANTY** coverage provided in your local market. Please keep your sales receipt in a safe place.
- (2) ...retrieve a full version, printable **OWNER'S MANUAL** (English only) for your product.
- (3) ...**REGISTER** your product.
- (4) ...**CONTACT** Technical Support, or call 1-818-575-3600.

www.ampeg.com

Yamaha Guitar Group, Inc.
26580 Agoura Road, Calabasas, CA 91302-1921 USA
Part No. 40-00-0438 Rev. A

